



Mortice Locks

Chubb®

Mortice Locks Index

• Introduction	M2
• Features and Functions	M3
Lever Mortice Locks High Security Range	
• Photo Gallery	M4
• Range Table	M5
• Range Details	M6 - 9
• Rebate Sets	M9
Lever Mortice Locks Security Range	
• Photo Gallery	M10
• Range Table	M11
• Range Details	M12 - 15
• Rebate Sets	M15
Cylinder Mortice Locks	
• Photo Gallery	M16
• Range Table	M16
• Range Details	M17 - 18
• Rebate Sets	M18
Architectural Mortice Locks	
• Photo Gallery	M19
• Range Table	M19
• Range Details	M20 - 22
Security Roses	M23
Notes Page	M23

Note: We have made every effort to ensure that at the time of going to print all information shown in this catalogue is correct. However, in our efforts to continually improve our products and offer only the highest levels of security and quality we reserve the right to make alterations to the product specifications shown in this catalogue. All dimensions provided within this catalogue are approximate and for guidance only.

Introduction

The Chubb name has been synonymous with mortice locks for over one hundred and seventy five years.

Today Chubb offer a comprehensive range for both architectural specification and residential use.

These include lever, detainer and cylinder locks, some kitemarked to BS3621 for use on external doors as well as standard variants for internal and general purpose doors.



Chubb is accredited with and meets the requirements of BS EN ISO 9001: 1994

Keying Groups

Throughout the catalogue you will see a column headed.



Key Control

The information shown under this heading can help you identify which products can be Keyed Alike or Masterkeyed.

The products that can be keyed to work with other products are given a group code.

KA - means the product can be **Keyed Alike** with more of the same product.

MK - means the product can be **Masterkeyed** with more of the same product.

A Group Letter (eg **A**) means the product can be **Keyed Alike** or **Masterkeyed** with more of the same product and with other products listed in the same group.

For the complete range of products and their keying groups, see the chart in the introduction section.

Keys

2 keys are supplied as standard, however see the price list for any variations.

How to Specify

Chubb have developed a series of icons to enable the process of product specification to be simplified.

From today you can specifically detail your requirements for a product, therefore ensuring that it includes particular security features.

Example: If you require a mortice lock that has hardened protection against drill attack, look for the Drill Resistant icon (number 2) in the range table.

Chubb, Simplifying the Specification Process.

Standards & Approvals



Products endorsed with the Kitemark have passed a strict testing procedure under the control of the British Standards Institution.



The Master Locksmiths Association provides guidelines covering minimum security levels for domestic properties.



The Association of British Insurers provides minimum security recommendations for external doors and windows.



The National House Building Council offers general guidance on security for dwellings, flats and maisonettes.

Patented Key Systems

Due to recent changes to UK copyright laws, the best way to prevent illicit copying of keys is to use a patented system.



A selected number of Chubb Mortice Locks are available on a restricted key system. Additional keys are only available through authorised Chubb RKS centres.

Chubb TX: The Chubb cylinder mortice lock cases can be used with the Chubb TX patented cylinder system, (see Cylinder Catalogue).

Security Features



Protected Section

Products are available as an option on a patented key section.



Drill Resistant

Hardened protection against drill attack.



Saw Resistant

Hardened protection against saw attack.



Force Resistant

Built in strength against force attack.



Pick Resistant

Built in protection to resist picking.



Torque Resistant

Built in strength against torque attack.



Tamper Resistant

Built in protection against Tampering.



Corrosion Resistant

Products conform to appropriate anti-corrosion requirements.



Fire Resistant

Products conform to appropriate fire test requirements.



Escape

Products for use on an escape door.



Key Control

The products can be included in a key control system.



Guarantee

Products are guaranteed for a period of time.

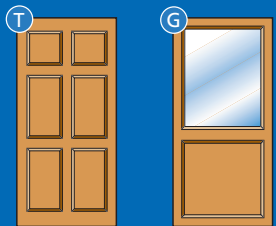


Mortice Locks

Chubb®

What Type of Door ?

- A comprehensive range of locks for both exterior and interior glass panelled or solid timber doors.




Door Types

- T** Solid Timber
- G** Glass Panelled


What is Backset?

- This is the measurement from the edge of the door to the centre of the keyhole.
- Locks with different backsets are available depending upon application.



What are Centres?

- This is the measurement from the centre of the 'follower', which operates the handles, to the centre of the keyhole.
- In the UK this is commonly 57mm, although other sizes are available.



Features and Functions

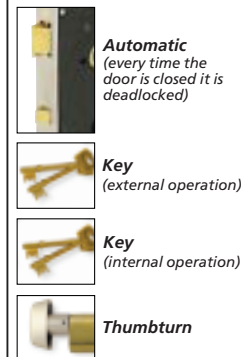
Bolt Through Fixing



BS3621
Thief Resistant Locks.
Recommended by the
Police and the Insurance
Companies

Deadlocking

Locking the bolt so that it cannot be forced back.



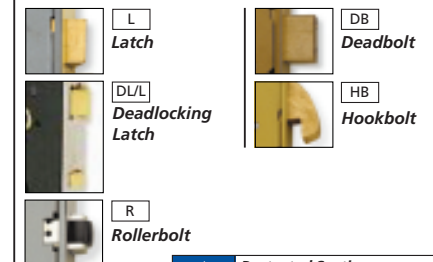
Operating Mechanism=

The means by which the lock is operated



Locking Mechanism =

the means by which the door is held closed



- Protected Section**
Available on a patented key section.
- Drill Resistant**
Selected hardened or tough materials to resist drill attack.
- Saw Resistant**
Hardened steel bolt, plates or hardened rollers.
- Force Resistant**
Box Strike to protect the bolts.
- Pick Resistant**
Locking mechanism incorporates pick resistant device(s).
- Escape**
A single action withdraws all the bolts simultaneously.
- Key Control**
Products are Masterkeyable (MK) or able to be Keyed Alike (KA).
- Guarantee**
Guarantee period applicable when used with original Chubb Keys and maintenance instructions followed.

Finishes: Brass Satin

*All locks are supplied complete with minimum of two keys as standard.

Ideal for Use with: Cylinder Rimlocks & Access Control Systems



Lever Mortice: High Security Range

Chubb®

Detainer



Chubb 3G135

Page
M6



Chubb 3G110

Page
M6

7 Lever



Chubb 3G117

Page
M6



Chubb 3G227

Page
M6



Chubb 3K77

Page
M7



Chubb 3K277

Page
M7

5 Lever



Chubb 3G114

Page
M8



Chubb 3K74

Page
M8



Chubb 3U114

Page
M8



Chubb 3U74

Page
M8



Chubb 3G220

Page
M9

Chubb®

Lever Mortice Locks

Security Features								
Protected Section	Drill Resistant	Saw Resistant	Force Resistant	Pick Resistant	Escape	Key Control	Guarantee	

Security Features

Locking Mechanism	Bolt Through Fixings	Easily Rev. Latch	Deadlocking Internal	Deadlocking External
DB		n/a	Key	Key

Door Specification

Case Size	Back Set	Centres
73mm	44mm	n/a

Case Finishes

Brass	Satin	Other

Chubb Security Detainer

3G135

●	●	●	●	●				15
---	---	---	---	---	--	--	--	----

DB		n/a	Key	Key
----	--	-----	-----	-----

73mm	44mm	n/a
------	------	-----

	●	
--	---	--

Chubb Security Detainer

3G110



●	●	●	●	●		G		15
---	---	---	---	---	--	---	--	----

DB		n/a	Key	Key
----	--	-----	-----	-----

73mm	44mm	n/a
------	------	-----

●	●	
---	---	--

Chubb 7 Lever

3G117



	●	●	●	●		KA		15
--	---	---	---	---	--	----	--	----

DB		n/a	Key	Key
----	--	-----	-----	-----

67mm	40mm	n/a
------	------	-----

●	●	
---	---	--

3G227



	●	●	●	●		KA		15
--	---	---	---	---	--	----	--	----

DB		n/a	Key	Key
----	--	-----	-----	-----

67mm	40mm	n/a
------	------	-----

●	●	
---	---	--

3K77



	●	●	●	●		KA		15
--	---	---	---	---	--	----	--	----

R/DB		Roller	Key	Key
------	--	--------	-----	-----

67mm	40mm	57mm
------	------	------

●	●	
---	---	--

3K277



	●	●	●	●		KA		15
--	---	---	---	---	--	----	--	----

L/DB		Roller	Key	Key
------	--	--------	-----	-----

67mm	40mm	57mm
------	------	------

●	●	
---	---	--

Chubb Security 5 Lever

3G114



O	●	●	●	●		KA		15
---	---	---	---	---	--	----	--	----

DB		n/a	Key	Key
----	--	-----	-----	-----

67/80mm	40/53mm	n/a
---------	---------	-----

●	●	
---	---	--

3K74



O	●	●	●	●		KA		15
---	---	---	---	---	--	----	--	----

R/DB		Roller	Key	Key
------	--	--------	-----	-----

67/80mm	40/53mm	57mm
---------	---------	------

●	●	
---	---	--

3U114



	●	●	●	●		KA		15
--	---	---	---	---	--	----	--	----

DB		n/a	Key	Key
----	--	-----	-----	-----

67/80mm	44/57mm	n/a
---------	---------	-----

●	●	
---	---	--

3U74



	●	●	●	●		KA		15
--	---	---	---	---	--	----	--	----

L/DB	●	●	Key	Key
------	---	---	-----	-----

67/80mm	44/57mm	n/a
---------	---------	-----

●	●	
---	---	--

3G220



	●	●	●	●		KA		15
--	---	---	---	---	--	----	--	----

DB		n/a	Key	Key
----	--	-----	-----	-----

54mm	36mm	n/a
------	------	-----

●	●	
---	---	--

Key: Protected Section - O = Optional

Locking Mechanism - R = Rollerbolt, DB = Deadbolt, L = Latch

Bolt Through Fixings - ● = Handles

MK = Masterkeyable

KA = Keyed Alike Only

G = Masterkey Grouping

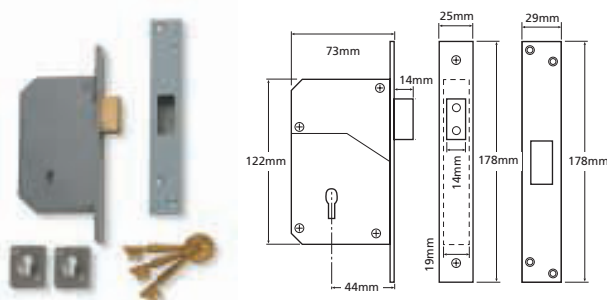
Lever Mortice: High Security Range

Chubb®

Detainer

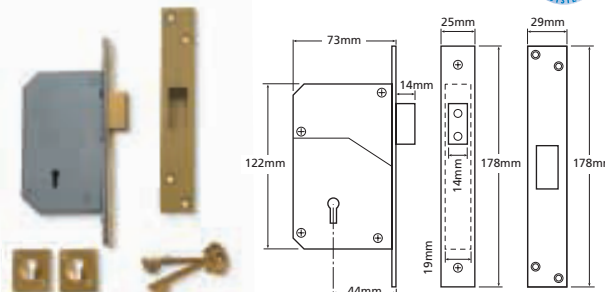
Chubb 3G135 Deadlock

- Key operation from both sides of the door.
- 74,000 key variations. Extra keys only available direct from Chubb.
- Available on patented Chubb RKS system.



Chubb 3G110 Deadlock

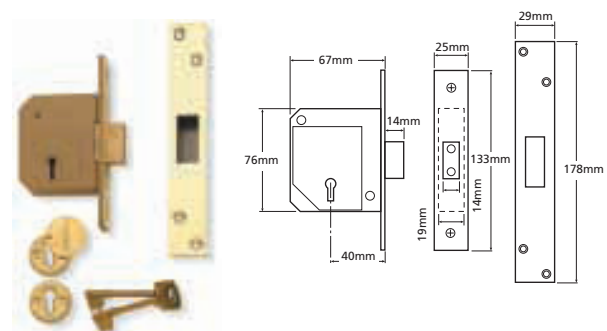
- Kitemarked to BS3621. Recommended by insurance companies and the police.
- Key operation from both sides of the door.
- Master keyable with other detainer locks.
- Can be supplied with microswitches for alarm systems.
- Available on patented Chubb RKS system.



7 Lever

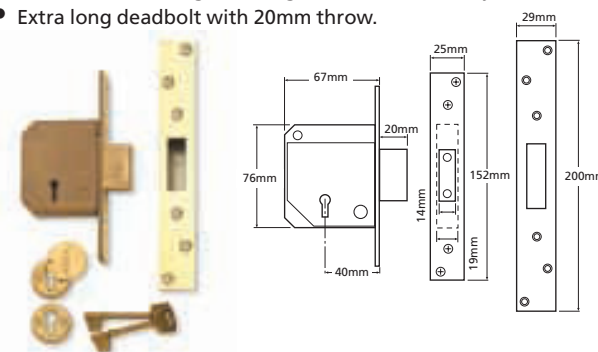
Chubb 3G117 Deadlock

- Kitemarked to BS3621. Recommended by insurance companies and the police.
- Key operation from both sides of the door.
- 7 lever mechanism generating in excess of 6000 key variations.



Chubb 3G227 Deadlock

- Kitemarked to BS3621. Recommended by insurance companies and the police.
- Key operation from both sides of the door.
- 7 lever mechanism generating in excess of 6000 key variations.
- Extra long deadbolt with 20mm throw.



	3G135	3G110	3G117	3G227	
Security Features					
Protected Section		O			
Drill Resistant	•	•	•	•	
Saw Resistant	•	•	•	•	
Force Resistant	•	•	•	•	
Pick Resistant	•	•	•	•	
Escape					
Key Control	G	G	KA	KA	
Guarantee	15	15	15	15	

Security Features					
Locking Mechanism	DB	DB	DB	DB	
Bolt Through Fixings					
Deadlocking Internal	Key	Key	Key	Key	
Deadlocking External	Key	Key	Key	Key	

Door Specification					
Case Size (mm)	73	73	67	67	
Backset (mm)	44	44	40	40	
Centres (mm)	n/a	n/a	n/a	n/a	

Case Finishes					
Brass		•	•	•	
Satin	•	•	•	•	
Other					



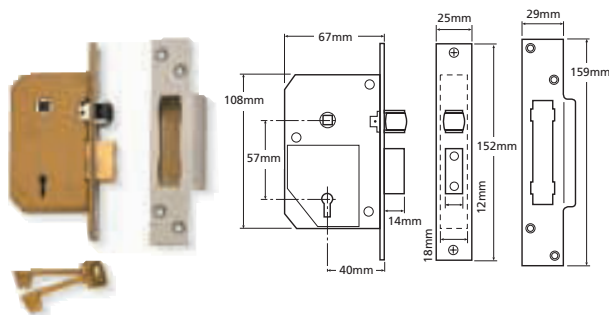
Lever Mortice: High Security Range

Chubb®

7 Lever

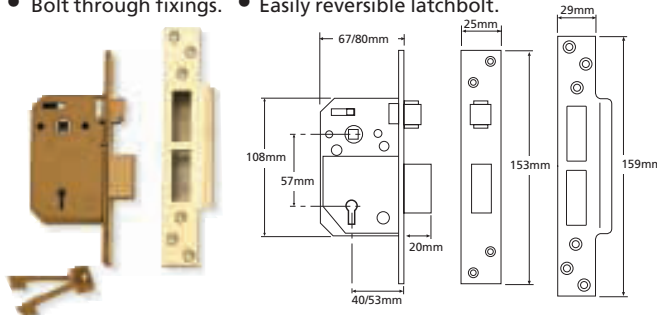
Chubb 3K77 Sashlock

- Kitemarked to BS3621. Recommended by insurance companies and the police.
- Key and handle operation from both sides of the door.
- 7 lever mechanism generating in excess of 6000 key variations.



Chubb 3K277 Sashlock

- Kitemarked to BS3621. Recommended by insurance companies and the police.
- Key and handle operation from both sides of the door.
- 7 lever mechanism generating in excess of 6000 key variations.
- Extra long deadbolt with 20mm throw.
- Bolt through fixings. • Easily reversible latchbolt.



	3K77	3K277			
Security Features					
Protected Section					
Drill Resistant	•	•			
Saw Resistant	•	•			
Force Resistant	•	•			
Pick Resistant	•	•			
Escape					
Key Control	KA	KA			
Guarantee	15	15			
Security Features					
Locking Mechanism	R/DB	L/DB			
Bolt Through Fixings		•			
Deadlocking Internal	Key	Key			
Deadlocking External	Key	Key			
Door Specification					
Case Size (mm)	67	67/80			
Backset (mm)	40	40			
Centres (mm)	57	57			
Case Finishes					
Brass	•	•			
Satin	•	•			
Other					

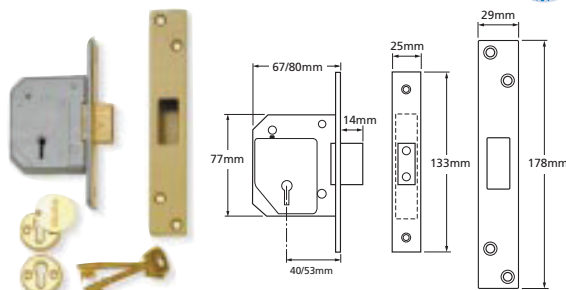
Lever Mortice: High Security Range

Chubb®

5 Lever

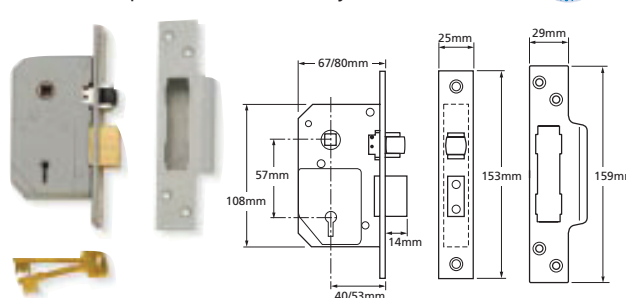
Chubb 3G114 Deadlock

- Kitemarked to BS3621. Recommended by insurance companies and the police.
- Key operation from both sides of the door.
- Can be supplied to pass and is available with either single or double pole microswitch.
- Available on patented Chubb RKS System.



Chubb 3K74 Sashlock

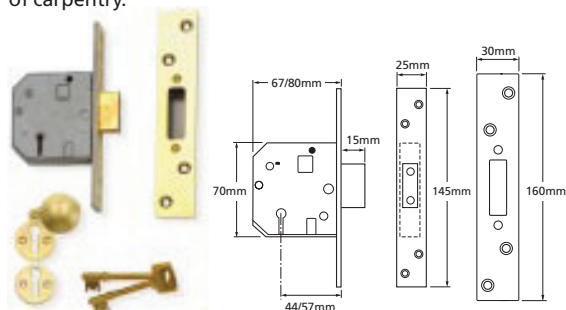
- Kitemarked to BS3621. Recommended by insurance companies and the police.
- Key and handle operation from both sides of the door.
- Can be supplied to pass. Available with either single or double pole microswitch.
- Available on patented Chubb RKS System.



5 Lever

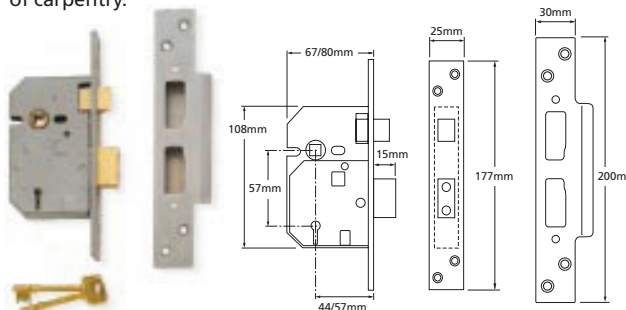
Chubb 3U114 Deadlock

- Kitemarked to BS3621. Recommended by Insurance companies and the police.
- Key operation from both sides of the door.
- Ideal as an upgrade lock as it will replace most other lever mortice deadlocks with the minimum of carpentry.



Chubb 3U74 Sashlock

- Kitemarked to BS3621. Recommended by Insurance companies and the police.
- Key and handle operation from both sides of the door.
- Ideal as an upgrade lock as it will replace most other lever mortice sashlocks with the minimum of carpentry.



	3G114	3K74	3U114	3U74	
Security Features					
Protected Section	○	○			
Drill Resistant	●	●	●	●	
Saw Resistant	●	●	●	●	
Force Resistant	●	●	●	●	
Pick Resistant	●	●	●	●	
Escape					
Key Control	KA	KA	KA	KA	
Guarantee	15	15	15	15	
Security Features					
Locking Mechanism	DB	R/DB	DB	L/DB	
Bolt Through Fixings				●	
Deadlocking Internal	Key	Key	Key	Key	
Deadlocking External	Key	Key	Key	Key	
Door Specification					
Case Size (mm)	67/80	67/80	67/80	67/80	
Backset (mm)	40/53	40/53	44/57	44/57	
Centres (mm)	n/a	57	n/a	57	
Case Finishes					
Brass	●	●	●	●	
Satin	●	●	●	●	
Other					



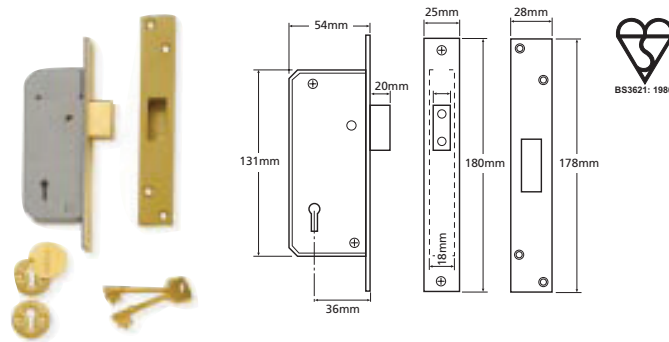
Lever Mortice: High Security Range

Chubb®

5 Lever

Chubb 3G220 Deadlock

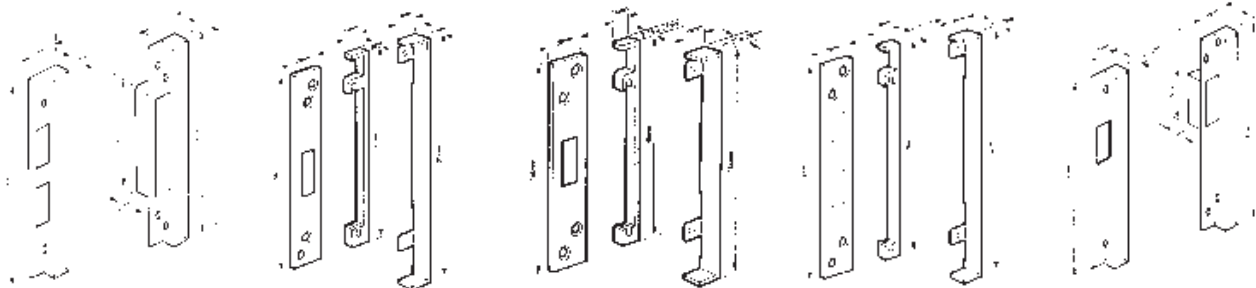
- Kitemarked to BS3621. Recommended by insurance companies and the police.
- Key operation from both sides of the door.
- Narrow stile is particularly suited to doors where the width is restricted, eg french doors.
- Extra long deadbolt with 20mm throw.



Rebate Sets

Chubb

- Different size rebate sets are available to suit the range of Chubb Lever Mortice Locks.
- Available in either satin or brass finish.



- Only suitable for 3G135 & 3G110.
 - Only suitable for 3G277.
 - Only suitable for 3G117.
 - Only suitable for 3G227.
 - Only suitable for 3K77.
 - Only suitable for 3U277.
 - Only suitable for 3G114.
 - Only suitable for 3K74.
 - Only suitable for 3U114.
 - Only suitable for 3U74.
 - Only suitable for 3G220.
- Details of Rebate sets for 3G117, 3K77, 3G114, & 3K74 are included on page M15.

Size	3G135	3G110	3G117	3G227	3K77	3U277	3G114	3K74	3U114	3U74	3G220
13mm	✓	✓	✓	✓	✓	-	✓	✓	✓	✓	✓
19mm	✓	✓	✓	-	✓	-	✓	✓	✓	✓	-
25mm	✓	✓	✓	-	✓	-	✓	✓	✓	✓	-

3G220

Security Features					
	Protected Section				
	Drill Resistant	•			
	Saw Resistant	•			
	Force Resistant	•			
	Pick Resistant	•			
	Escape				
	Key Control	KA			
	Guarantee	15			
Security Features					
Locking Mechanism	DB				
Bolt Through Fixings					
Deadlocking Internal	Key				
Deadlocking External	Key				
Door Specification					
Case Size (mm)	54				
Backset (mm)	36				
Centres (mm)	n/a				
Case Finishes					
	Brass	•			
	Satin	•			
	Other				



Lever Mortice: Security Range

Chubb®

Detainer



Chubb 3R35 Page M12



Chubb 3R35X Page M12



Chubb 3J60 Page M12



Chubb 3K70 Page M12



Chubb 3M50 Page M13



Chubb 3M51 Page M13

5 Lever



Chubb 3G115 Page M13



Chubb 3K75 Page M13




Chubb 3U115 Page M14



Chubb 3U75 Page M14


For Internal Doors **NEW**



Chubb 3U177 Page M14



Chubb 3U277 Page M14



Chubb 3U677 Page M15

Chubb®

Lever Mortice Locks



Chubb Detainer

	Protected Section	Drill Resistant	Saw Resistant	Force Resistant	Pick Resistant	Escape	Key Control	Guarantee	Locking Mechanism	Bolt Through Fixings	Deadlocking Internal	Deadlocking External	Case Size	Back Set	Centres	Brass	Satin	Other
3R35	O			●	●		G	10	D/L L		Auto	Auto	80mm	50mm	56mm	●	●	
3R35X				●	●	●	G	10	D/L L		Auto	Auto	80mm	50mm	56mm	●	●	
3J60	O		●	●	●		G	10	L, DB		Key	Key	165mm	83mm	n/a		●	
3K70	O		●	●	●		G	10	L, DB		Key	Key	73mm	44mm	56mm	●	●	
3M50	O		●	●	●		G	10	Hookbolt		Key	Key	70mm	43mm	n/a			Sim Brass
3M51	O		●	●	●		G	10	Hookbolt		Key	Key	70mm	43mm	56mm			Sim Brass

Chubb 5 Lever

3G115			●	●	●		KA	10	DB		Key	Key	67/80mm	40/53mm	n/a	●	●	
3K75			●	●	●		KA	10	R, DB		Key	Key	67/80mm	40/53mm	57mm	●	●	
3U115			●	●			KA	10	DB		Key	Key	67/80mm	44/57mm	n/a	●	●	
3U75			●	●			KA	10	L, DB	●	Key	Key	67/80mm	44/57mm	57mm	●	●	

Chubb 3 Lever

3U177 <i>NEW</i>			●				KA	10	DB		Key	Key	65/77mm	44/57mm	n/a	●	●	
3U277 <i>NEW</i>			●				KA	10	L, DB	●	Key	Key	65/77mm	44/57mm	57mm	●	●	
3U677 <i>NEW</i>								10	L	●			65/77mm	44/57mm	n/a	●	●	

Key: Protected Section - O = Optional Locking Mechanism - R = Rollerbolt, D/LL = Deadlocking Latch, DB = Deadbolt, L = Latch Bolt Through Fixings - ● = Handles KA = Keyed Alike Only G = Master Keyed Grouping Finish - Sim Brass = Simulated Brass

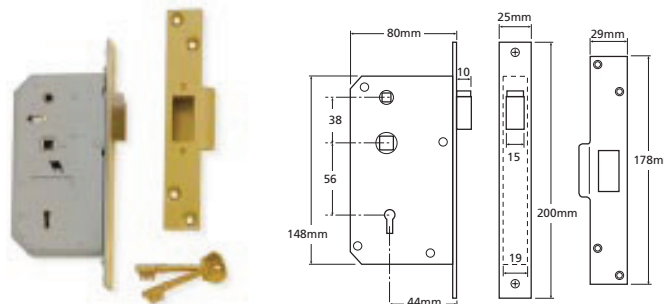
Lever Mortice: Security Range

Chubb

Detainer

Chubb 3R35/3R35X Deadlocking Latch

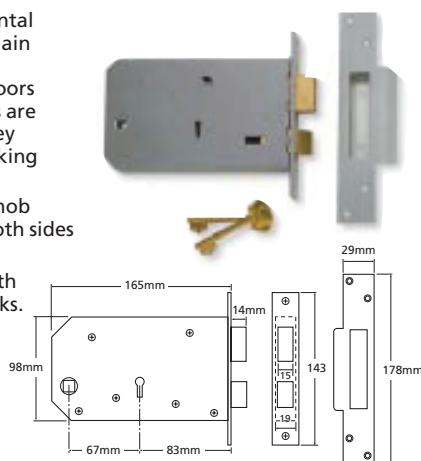
- 5 Detainer mortice deadlocking latch suitable for external wooden doors where slam action is required.
- The door is secured by an automatic deadlocking action, whilst the snib can be used to hold back when the door needs to be left ajar.
- Operating handle on the inside can be secured by key from either side. Also increases security of deadlocking.
- Masterkeyable with other detainer locks.
- Can be modified for use as a fire escape lock (3R35X) by inhibiting the facility to lock the handle.
- Key operation from both sides, handle from either side,
- Handle fitted to one side only (inside) 3R35X.



Detainer

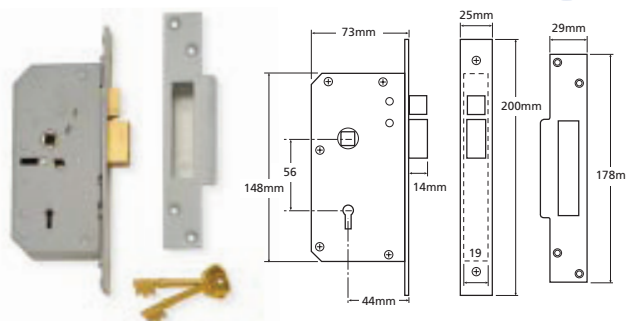
Chubb 3J60 Horizontal 2-bolt Lock

- 5 Detainer Horizontal mortice lock for main entrance or inter-communicating doors where door knobs are preferred and a key operated deadlocking action is required.
- Key and handle/knob operation from both sides of the door.
- Masterkeyable with other detainer locks.



Chubb 3K70 Sashlock

- 5 Detainer mortice lock combining a key operated deadlocking action with the facility for using handles.
- Key and handle operation from both sides of the door.
- Masterkeyable with other detainer locks.



	3R35	3R35X	3J60	3K70	
Security Features					
Protected Section	O			O	
Drill Resistant					
Saw Resistant			•	•	
Force Resistant	•	•	•	•	
Pick Resistant	•	•	•	•	
Escape		•			
Key Control	G	G	G	G	
Guarantee	10	10	10	10	
Security Features					
Locking Mechanism	DL/L	DL/L	L/DB	L/DB	
Bolt Through Fixings					
Deadlocking Internal	Auto	Auto	Key	Key	
Deadlocking External	Auto	Auto	Key	Key	
Door Specification					
Case Size (mm)	80	80	165	73	
Backset (mm)	50	50	83	44	
Centres (mm)	56	56	n/a	56	
Case Finishes					
Brass	•	•		•	
Satin	•	•	•	•	
Other					

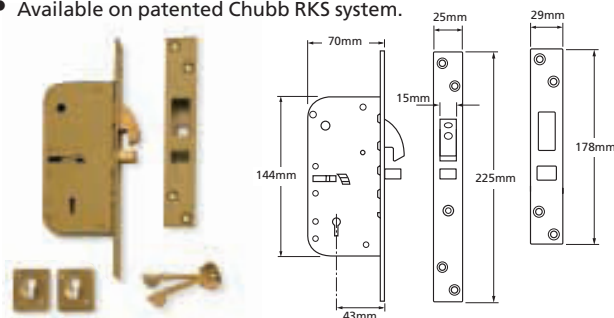
Lever Mortice: Security Range

Chubb®

Detainer

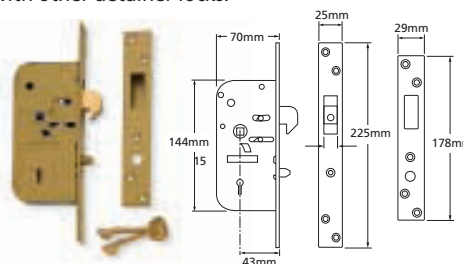
Chubb 3M50 Hook Bolt

- 5 Detainer mortice lock for sliding or hinged doors.
- The hook bolt clutches the lock to the door frame, whilst a 'steady' bolt prevents the door being lifted to release the hook.
- Key operation from both sides of the door.
- Masterkeyable with other detainer locks.
- Available on patented Chubb RKS system.



Chubb 3M51 Clutch Bolt

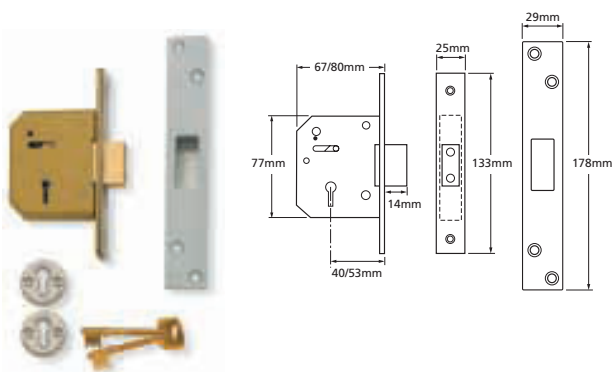
- 5 Detainer mortice lock which is suitable for sliding doors requiring an automatic closing action.
- Handles can be fitted to one or both sides and the key can be used on either side to secure both the bolt and handle(s) & release hook.
- A projecting stump on the forend engages into the locking plate to prevent the door being lifted from the frame in the closed position.
- Bolt through fixing also provided.
- Masterkeyable with other detainer locks.
- Available on patented Chubb RKS system.



5 Lever

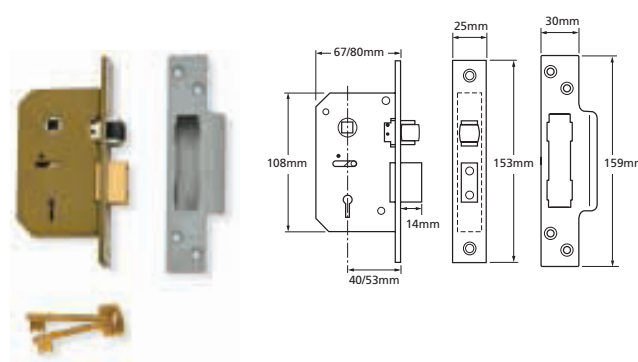
Chubb 3G115 Deadlock

- 5 Lever mechanism suitable for use on external doors.
- Key operation from both sides of the door.



Chubb 3K75 Sashlock

- 5 Lever mechanism suitable for use on external doors.
- Key and handle operation from both sides of the door.



	3M50	3M51	3G115	3K75	
Security Features					
Protected Section	•	•			
Drill Resistant					
Saw Resistant	•	•	•	•	
Force Resistant	•	•	•	•	
Pick Resistant	•	•	•	•	
Escape					
Key Control	G	G			
Guarantee	10	10	10	10	
Security Features					
Locking Mechanism	Hookbolt	Hookbolt	DB	R, DB	
Bolt Through Fixings					
Deadlocking Internal	Key	Key	Key	Key	
Deadlocking External	Key	Key	Key	Key	
Door Specification					
Case Size (mm)	70	70	67/80	67/80	
Backset (mm)	43	43	40/53	40/53	
Centres (mm)	n/a	57	n/a	57	
Case Finishes					
Brass			•	•	
Satin			•	•	
Other	Sim. Brass	Sim. Brass			

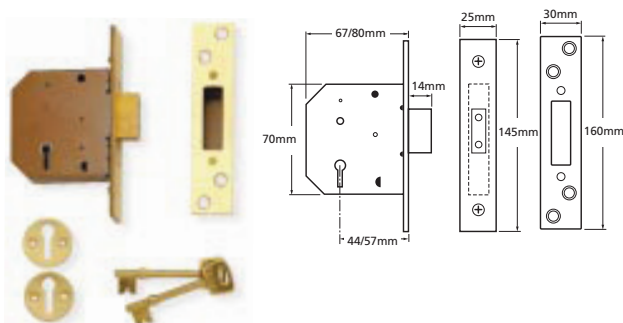
Lever Mortice: Security Range

Chubb®

5 Lever

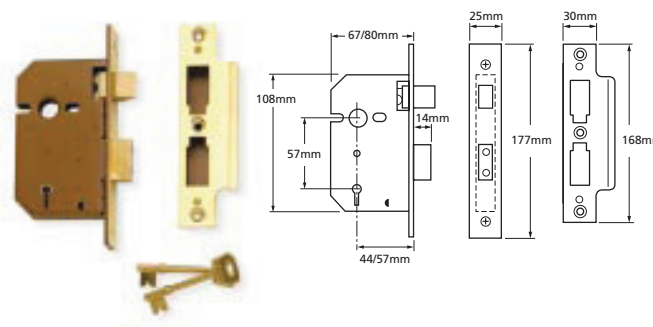
Chubb 3U115 Deadlock

- 5 Lever mechanism suitable for use on external doors.
- Key operation from both sides of the door.
- Ideal as an upgrade lock as it will replace most other lever mortice deadlocks with the minimum of carpentry.



Chubb 3U75 Sashlock

- 5 Lever mechanism suitable for use on external doors.
- Key and handle operation from both sides of the door.
- Ideal as an upgrade lock as it will replace most other lever mortice sashlocks with the minimum of carpentry.

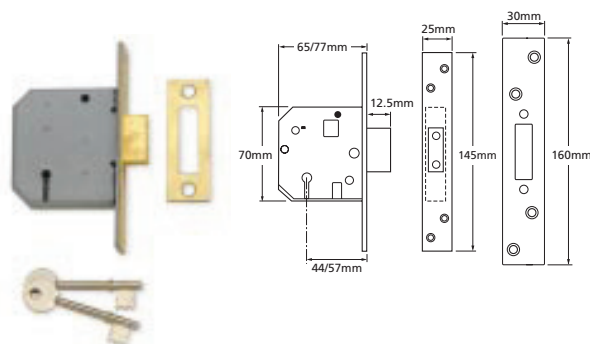


3 Lever

Chubb 3U177 Deadlock

NEW

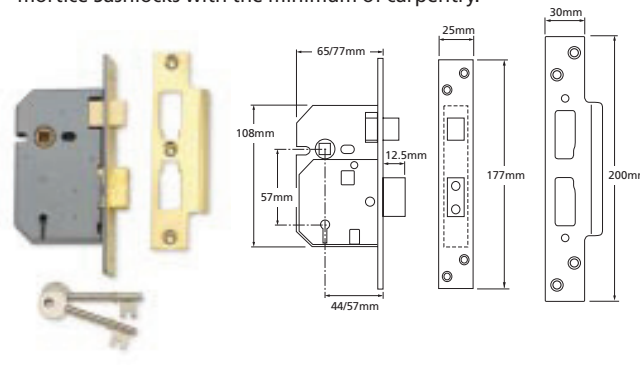
- 3 Lever mechanism suitable for internal doors.
- Key operation from both sides of the door.
- Ideal as an upgrade lock as it will replace most other 3 lever mortice deadlocks with the minimum of carpentry.



Chubb 3U277 Sashlock

NEW

- 3 Lever mechanism suitable for internal doors.
- Key and handle operation from both sides of the door.
- Ideal as an upgrade lock as it will replace most other 3 lever mortice Sashlocks with the minimum of carpentry.



	3U115	3U75	3U177	3U277	
Security Features					
Protected Section					
Drill Resistant					
Saw Resistant	•	•	•	•	
Force Resistant	•	•			
Pick Resistant					
Escape					
Key Control					
Guarantee	10	10	10	10	
Security Features					
Locking Mechanism	DB	L, DB	DB	L, DB	
Bolt Through Fixings		•		•	
Deadlocking Internal	Key	Key	Key	Key	
Deadlocking External	Key	Key	Key	Key	
Door Specification					
Case Size (mm)	67/80	67/80	65/77	65/77	
Backset (mm)	44/57	44/57	44/57	44/57	
Centres (mm)	n/a	57	n/a	57	
Case Finishes					
Brass	•	•	•	•	
Satin	•	•	•	•	
Other					



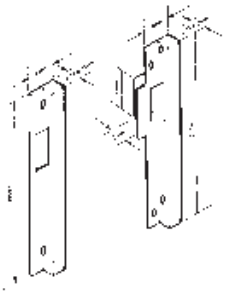
Lever Mortice: Security Range

Chubb®

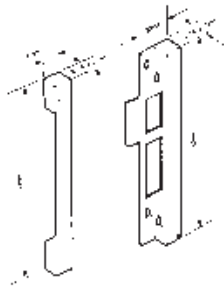
Rebate Sets

Chubb

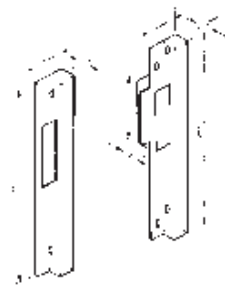
- Different size rebate sets are available to suit the range of Chubb Lever Mortice Locks.
- Available in either satin or brass finish.



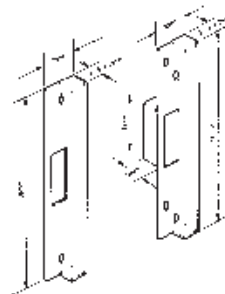
- Only suitable for 3R35.



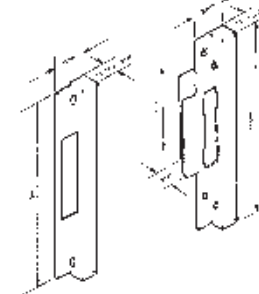
- Only suitable for 3J60.



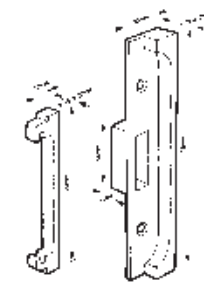
- Only suitable for 3K70, 3C20.



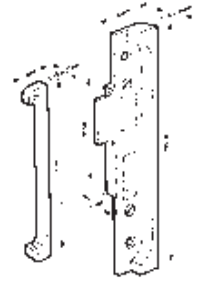
- Only suitable for 3G114, 3G115, 3G117.



- Only suitable for 3K74, 3K75, 3K77.



- Only suitable for 3U115.

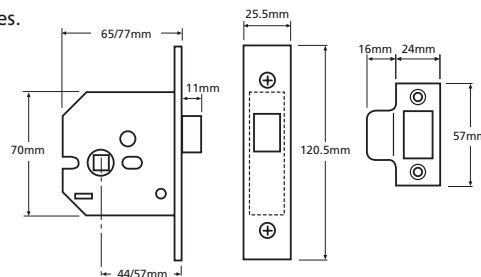


- Only suitable for 3U75.

Size	3R35	3R35X	3J60	3K70	3M50	3M51	3G115	3K75	3U115	3U75	3U177	3U277
13mm	✓	✓	Satin only	✓	-	-	✓	✓	✓	✓	-	-
19mm	✓	✓	Satin only	✓	-	-	✓	✓	✓	✓	-	-
25mm	✓	✓	Satin only	✓	-	-	✓	✓	✓	✓	-	-

Chubb 3U677 Mortice Latch **NEW**

- Medium duty latch.
- Handle operation from either side of the door.
- Suitable for use with unsprung handles.



Patented Key Systems

A selected number of Chubb Mortice Locks are available on a restricted key system. This offers extra protection against unauthorised key duplication. Additional keys are only available through authorised Chubb RKS Centres.

System Available on the following

3G114	✓
3K74	✓

System Available on the following

3R35	✓
------	---

System Available on the following

3K70	✓
------	---





Cylinder Mortice Locks

Chubb®

High Security



Chubb 3C14/C Page M17



Chubb 3C24/C Page M17

Security Case Only



Chubb 3C14 Page M17



Chubb 3C24 Page M17



Chubb 3C10 Page M18



Chubb 3C20 Page M18

Chubb® Cylinder Mortice Locks

Chubb High Security
3C14/C
3C24/C

Chubb Security Case Only
3C14
3C24
3C10
3C20

Security Features								
Protected Section	Drill Resistant	Saw Resistant	Force Resistant	Pick Resistant	Escape	Key Control	Guarantee	
3C14/C	•	•	•	•				15
3C24/C	•	•	•	•				15
3C14	•	•	•	n/a				15
3C24	•	•	•	n/a				15
3C10		•	•	n/a				15
3C20		•	•	n/a				15

Security Features				Door Specification			Case Finishes		
Locking Mechanism	Bolt Through Fixings	Deadlocking Internal	Deadlocking External	Case Size	Back Set	Centres	Brass	Satin	Other
DB	▲	Key	Key	67mm	40mm	n/a	•	•	
L, DB	●▲	Key	Key	67mm	40mm	48mm	•	•	
DB	▲	Key/Turn	Key	67mm	40mm	n/a	•	•	
L, DB	●▲	Key/Turn	Key	67mm	40mm	48mm	•	•	
DB	▲	Key/Turn	Key	73mm	44mm	n/a	•	•	
L, DB	●▲	Key/Turn	Key	73mm	44mm	53mm	•	•	

Key: Protected Section - ○ = Optional Locking Mechanism - R = Rollerbolt, DB = Deadbolt, L = Latch Bolt Through Fixings - ● = Handles, ▲ = Security Rose



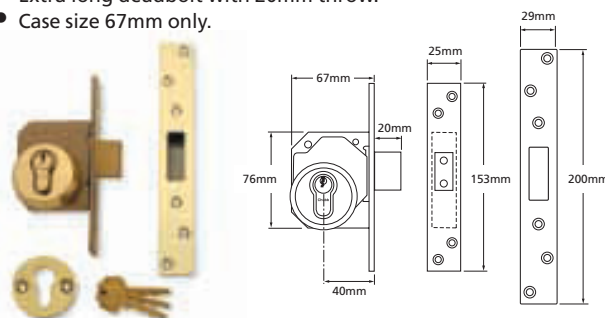
Cylinder Mortice Locks

Chubb®

High Security

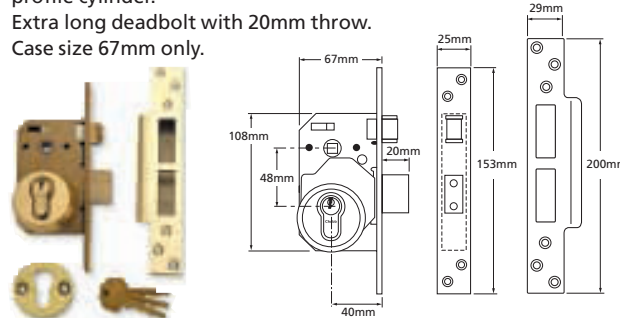
Chubb 3C14/C Deadlock

- Kitemarked to BS3621. Recommended by Insurance companies and the Police.
- Key operation from both sides of the door.
- Supplied complete with security escutcheon and 6 pin euro profile cylinder.
- Extra long deadbolt with 20mm throw.
- Case size 67mm only.



Chubb 3C24/C Sashlock

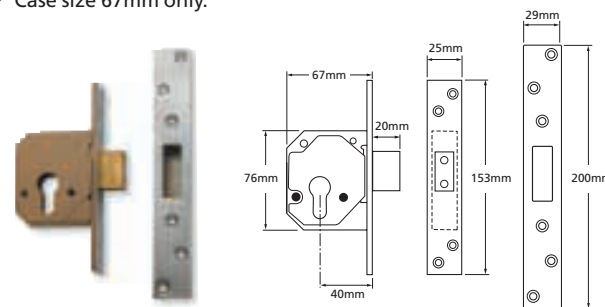
- Kitemarked to BS3621. Recommended by Insurance companies and the Police.
- Key and handle operation from both sides of the door.
- Easily reversible latchbolt.
- Supplied complete with security escutcheon and 6 pin euro profile cylinder.
- Extra long deadbolt with 20mm throw.
- Case size 67mm only.



Security Case Only

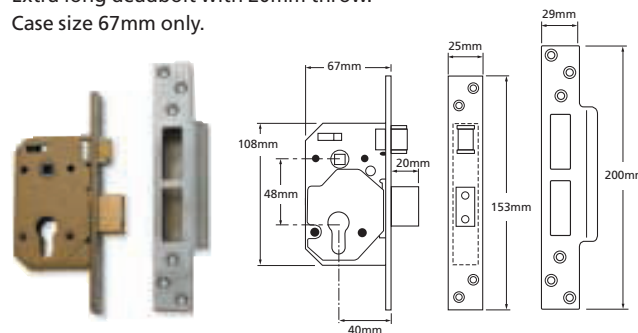
Chubb 3C14 Deadlock

- Manufactured to the same high security specifications as the 3C14/C.
- This heavy duty mortice deadlock case accommodates most euro profile cylinders.
- Extra long deadbolt with 20mm throw.
- Case size 67mm only.



Chubb 3C24 Sashlock

- Manufactured to the same high security specifications as the 3C24/C.
- This heavy duty mortice lock case accommodates most euro profile cylinders.
- Easily reversible latchbolt.
- Extra long deadbolt with 20mm throw.
- Case size 67mm only.



	3C14/C	3C24/C	3C14	3C24	
Security Features					
Protected Section					
Drill Resistant	•	•	•	•	
Saw Resistant	•	•	•	•	
Force Resistant	•	•	•	•	
Pick Resistant	•	•	n/a	n/a	
Escape					
Key Control					
Guarantee	15	15	15	15	
Security Features					
Locking Mechanism	DB	L, DB	DB	L, DB	
Bolt Through Fixings	•	•▲	•	•▲	
Deadlocking Internal	Key	Key	Key/Turn	Key/Turn	
Deadlocking External	Key	Key	Key	Key	
Door Specification					
Case Size (mm)	67	67	67	67	
Backset (mm)	40	40	40	40	
Centres (mm)	n/a	48	n/a	48	
Case Finishes					
Brass	•	•	•	•	
Satin	•	•	•	•	
Other					



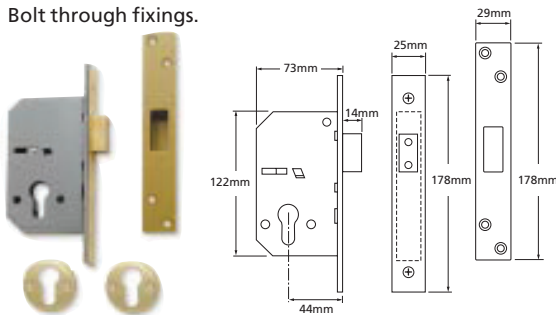
Cylinder Mortice Locks

Chubb®

Security Case Only

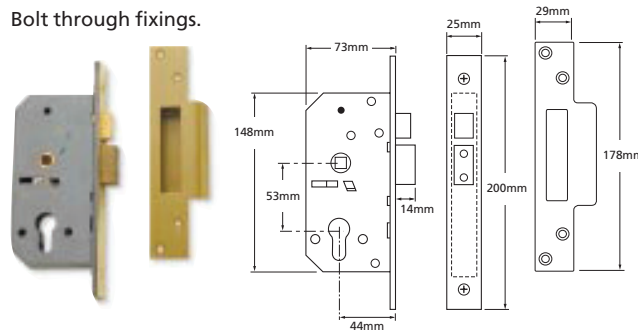
Chubb 3C10 Deadlock

- This heavy duty mortice deadlock case accommodates most euro profile cylinders.
- Suitable for hinged wooden doors of not less than 40mm thick.
- Two independently operated levers within the case control deadlocking of the bolt and will frustrate manipulation at the locking mechanism by attempting to by-pass the cylinder.
- Bolt through fixings.



Chubb 3C20 Sashlock

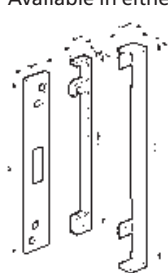
- This heavy duty mortice deadlock case accommodates most euro profile cylinders.
- Suitable for hinged wooden doors where handle operation is required.
- 64mm (2½") and 76mm (3") case sizes available.
- Bolt through fixings.



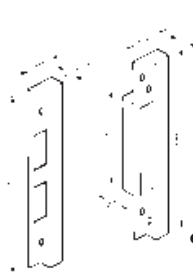
Rebate Sets

Chubb

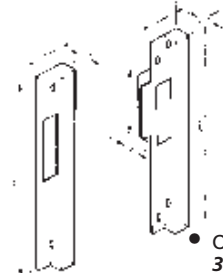
- Different size rebate sets are available to suit the range of Chubb Lever Mortice Locks.
- Available in either satin or brass finish.



- Only suitable for 3C14.



- Only suitable for 3C10.



- Only suitable for 3C20.

Size	3C14/C	3C24/C	3C14	3C24	3C10	3C20
13mm	✓	-	✓	-	✓	✓
19mm	-	-	-	-	✓	✓
25mm	-	-	-	-	✓	✓

	3C10	3C20			
Security Features					
Protected Section	O	O			
Drill Resistant					
Saw Resistant	•	•			
Force Resistant	•	•			
Pick Resistant	n/a	n/a			
Escape					
Key Control					
Guarantee	15	15			
Security Features					
Locking Mechanism	DB	L, DB			
Bolt Through Fixings	•	•			
Deadlocking Internal	Key/Turn	Key/Turn			
Deadlocking External	Key	Key			
Door Specification					
Case Size (mm)	73	73			
Backset (mm)	44	44			
Centres (mm)	n/a	53			
Case Finishes					
Brass	•	•			
Satin	•	•			
Other					



Architectural Cylinder Mortice Locks **Chubb®**

Architectural Case Only



Chubb® Mortice Locks

Chubb Architectural Case

	Security Features							
	Protected Section	Drill Resistant	Saw Resistant	Force Resistant	Pick Resistant	Escape	Key Control	Guarantee
C2422 Sashlock	O	●	●				10	
C2454 Deadlock	O	●	●				10	
C2420 Sashlock	O						10	
C2455 Deadlock	O						10	
C2465 Latch	O						10	
C2421 Deadlocking Latch	O						10	
C2486 Bathroom Lock							10	
C2424 Escape Lock	O	●			●		10	

Security Features				Door Specification			Case Finishes		
Locking Mechanism	Bolt Through Fixings	Deadlocking Internal	Deadlocking External	Case Size	Back Set	Centres	Brass	Satin	Other
L, DB	●▲	Key/Turn	Key	92mm	60mm	72mm			St. Steel
DB	▲	Key/Turn	Key	92mm	60mm				St. Steel
L, DB	●▲	Key/Turn	Key	92mm	60mm	72mm			St. Steel
DB	▲	Key/Turn	Key	92mm	60mm				St. Steel
L	●			92mm	60mm	72mm			St. Steel
DL/L	●▲	Auto	Auto	92mm	60mm	72mm			St. Steel
L, DB	●	Turn		92mm	60mm				St. Steel
L, DB	●▲	Key/Turn	Key	92mm	60mm	72mm			St. Steel

Key: Protected Section - O = Optional

Locking Mechanism - L = Latchbolt, DL/L = Deadlocking Latch, DB = Deadbolt

Bolt Through Fixings - ● = Handles, ▲ = Security Rose

Finish - St. Steel = Stainless Steel

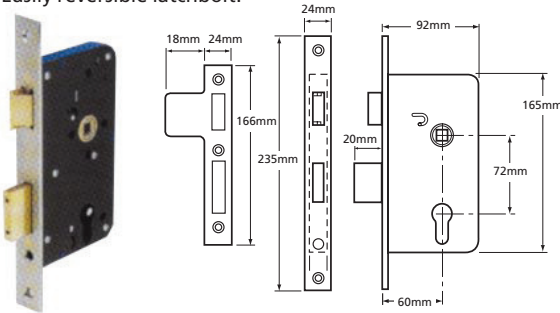


Architectural Cylinder Mortice Locks **Chubb®**

Security Case Only

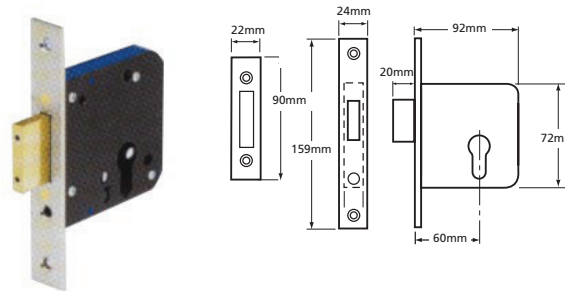
Chubb C2422 Sashlock **NEW**

- European size 72mm centres mortice lock case which accommodates most euro-profile cylinders.
- Key and handle operation from both sides of the door. Latchbolt operated by key.
- Extra long deadbolt with 20mm throw.
- Easily reversible latchbolt.



Chubb C2454 Deadlock **NEW**

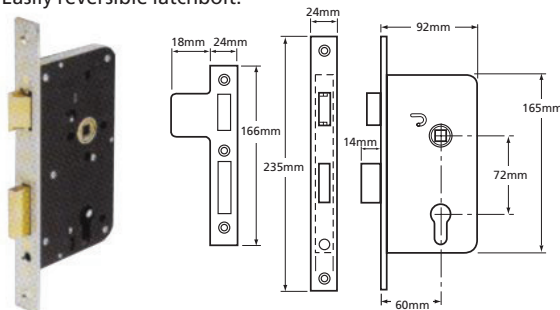
- European size mortice lock case which accommodates most europrofile cylinders.
- Key operation from both sides of the door.
- Extra long deadbolt with 20mm throw.



Standard Case Only

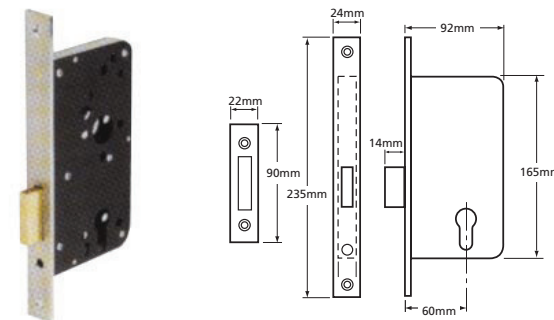
Chubb C2420 Sashlock **NEW**

- European size 72mm centres mortice lock case which accommodates most euro-profile cylinders.
- Key and handle operation from both sides of the door. Latchbolt operated by key.
- 14mm throw deadbolt.
- Easily reversible latchbolt.



Chubb C2455 Deadlock **NEW**

- European size mortice lock case which accommodates most europrofile cylinders.
- Key operation from both sides of the door.
- 14mm throw deadbolt



	C2422	C2454	C2420	C2455	
Security Features					
Protected Section	O	O	O	O	
Drill Resistant	•	•			
Saw Resistant	•	•			
Force Resistant					
Pick Resistant					
Escape					
Key Control					
Guarantee	10	10	10	10	
Security Features					
Locking Mechanism	L, DB	DB	L, DB	DB	
Bolt Through Fixings	●▲	▲	●▲	▲	
Deadlocking Internal	Key/Turn	Key/Turn	Key/Turn	Key/Turn	
Deadlocking External	Key	Key	Key	Key	
Door Specification					
Case Size (mm)	92	92	92	92	
Backset (mm)	60	60	60	60	
Centres (mm)	72		72		
Case Finishes					
Brass					
Satin					
Other	St. Steel	St. Steel	St. Steel	St. Steel	

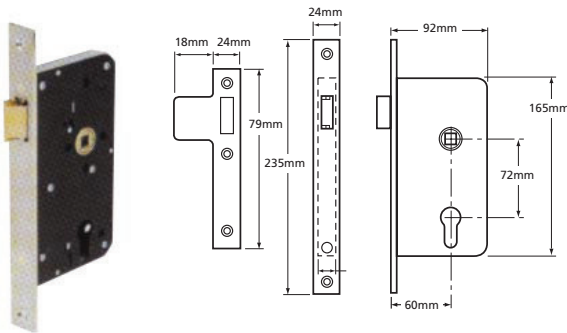


Architectural Cylinder Mortice Locks **Chubb®**

Standard Case Only

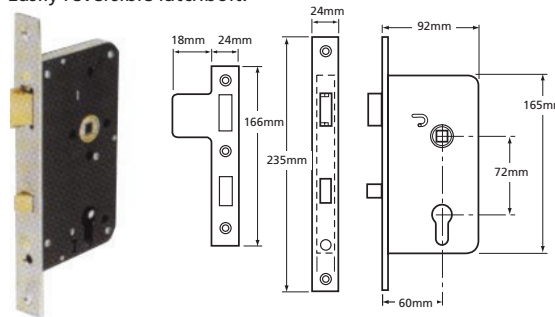
Chubb C2465 Mortice Latch **NEW**

- European size 72mm centres mortice lock case which accommodates most euro-profile cylinders.
- Handle operation from both sides of the door.
- Easily reversible latchbolt.



Chubb C2421 Deadlocking Latch **NEW**

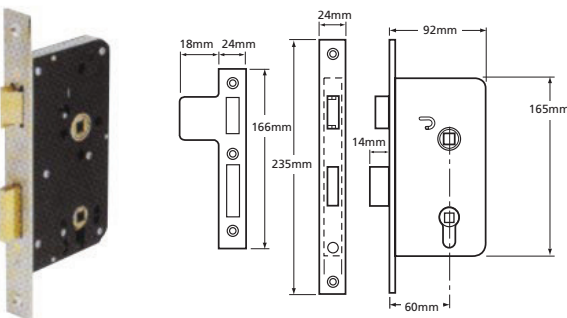
- European size 72mm centres mortice lock case which accommodates most euro-profile cylinders.
- Key and handle operation from both sides of the door. Latchbolt operated by key.
- Autodeadlocking latch, everytime the door is closed it is locked.
- Easily reversible latchbolt.



Standard Case Only

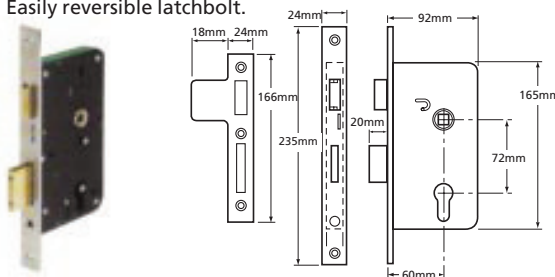
Chubb C2486 Bathroom Lock **NEW**

- European size 72mm centres mortice lock case.
- Handle operation from both sides of the door.
- Easily reversible latchbolt.



Chubb C2424 Escape Lock **NEW**

- European size 72mm centres mortice lock case which accommodates most euro-profile cylinders.
- Key and handle operation from both sides of the door. Latchbolt operated by key.
- Extra long deadbolt with 20mm throw.
- Single action escape action. One downwards movement of the handle withdraws both the bolts simultaneously.
- Easily reversible latchbolt.



	C2465	C2421	C2486	C2424	
Security Features					
Protected Section	O	O		O	
Drill Resistant					
Saw Resistant				•	
Force Resistant					
Pick Resistant					
Escape				•	
Key Control					
Guarantee	10	10	10	10	
Security Features					
Locking Mechanism	L	DL/L	L, DB	L, DB	
Bolt Through Fixings	•	•▲	•	•▲	
Deadlocking Internal		Auto	Turn	Key/Turn	
Deadlocking External		Auto		Key	
Door Specification					
Case Size (mm)	92	92	92	92	
Backset (mm)	60	60	60	60	
Centres (mm)	72	72		72	
Case Finishes					
Brass					
Satin					
Other	St. Steel	St. Steel	St. Steel	St. Steel	



Cylinder Mortice Locks

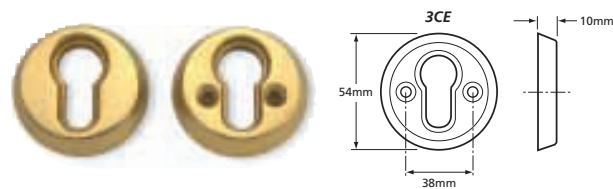
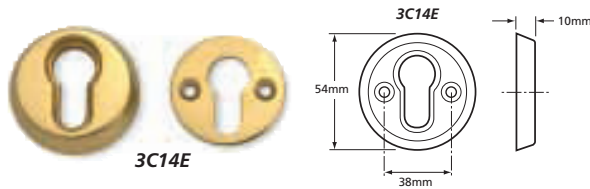
Chubb®

Security Roses

Chubb 3C14/E

Chubb 3CE

- Ideal for use with euro-profile cylinder mortice lock cases.



Chubb Keyblanks

- The following chart provides details of the various mortice keyblanks available.

Key Number	Suitable For:
K521	Detainer Range Mortice Locks
K722	BS and Non BS Range Lever Mortice Locks
K727	6 Pin Cylinder Range
RKS Blank	3G114, 3K74
RKS Blank	3G110, 3R35, 3K70

Notes

Chubb